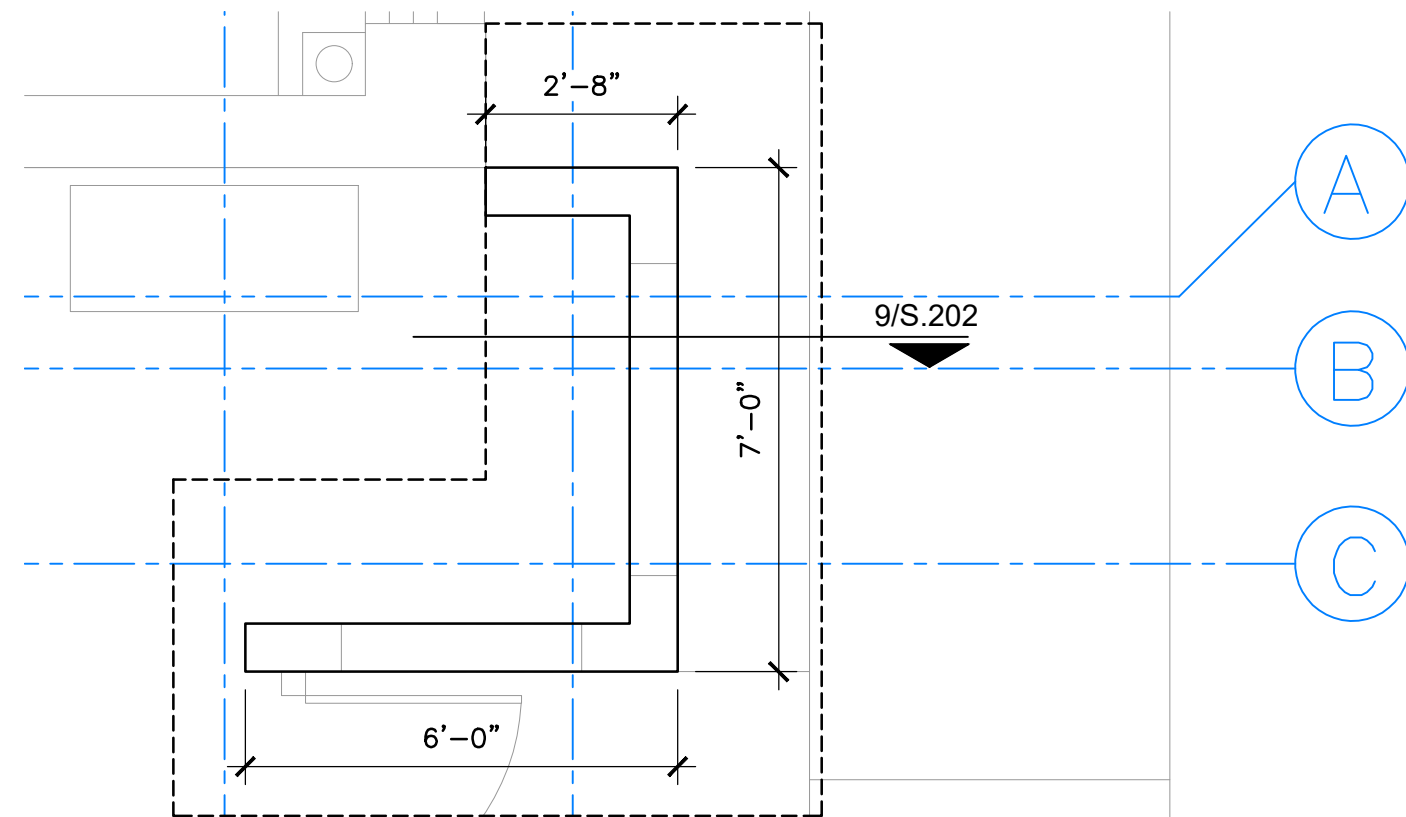
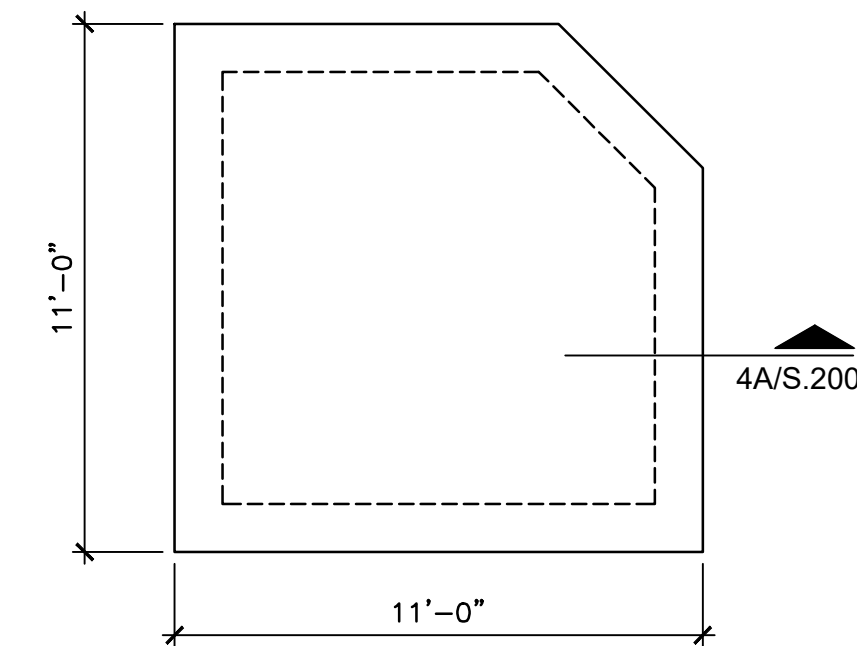


2 FOUNDATION PLAN – GENERATOR SLAB  
SCALE: 1/4"=1'-0"



3 FOUNDATION PLAN – SCREEN WALL  
SCALE: 3/8"=1'-0"

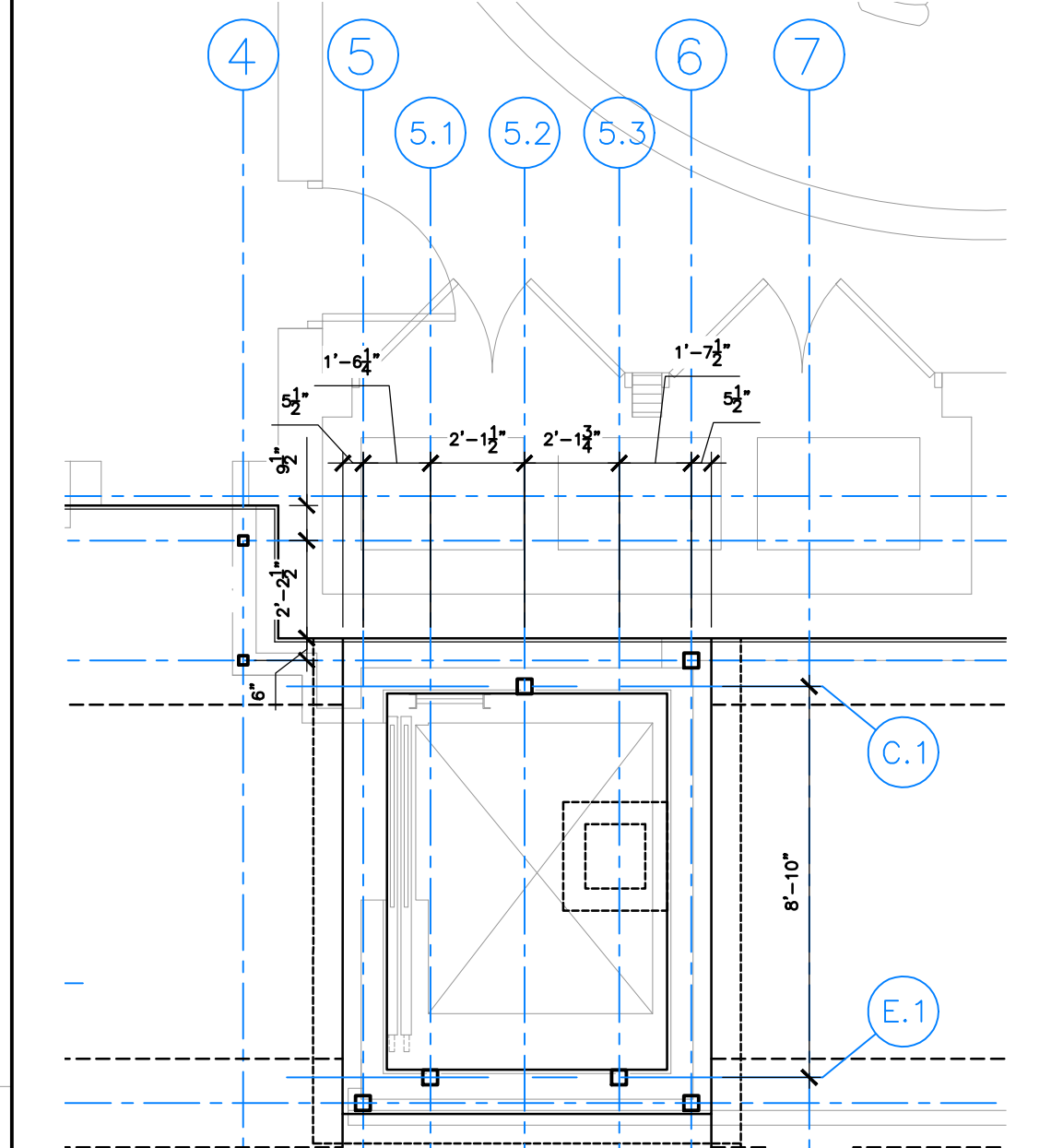


4 FOUNDATION PLAN – TRASH YARD  
SCALE: 1/4"=1'-0"

DRILLED SHAFT SCHEDULE			
SHAFT DIA	SHAFT LENGTH	REINFORCEMENT (FULL HEIGHT)	ELEVATION @ TOP, U.N.O.
14"	20'-0"	1 - #7	SEE NOTES
18"	20'-0"	4 - #6 TIES #3 @16"	SEE NOTES
24"	20'-0"	4 - #7 TIES #3 @16"	SEE NOTES
30"	20'-0"	6 - #7 TIES #4 @16"	SEE NOTES
42"	20'-0"	9 - #8 TIES #4 @16"	SEE NOTES

NOTES:  
1. TOP OF ALL DRILLED SHAFTS ARE BOTTOM OF GRADE BEAMS OR BOTTOM OF ELEVATOR PIT.  
2. BOTTOM OF ALL DRILLED SHAFTS ARE 22'-0" BELOW FINISHED FLOOR.

5 DRILLED SHAFT SCHEDULE  
SCALE: NTS



DIMENSIONS, SIZE AND CONFIGURATION OF THE ELEVATOR PIT MUST BE CONFIRMED WITH THE ELEVATOR MFG PRIOR TO FORMING AND POURING PIT.

6 ELEVATOR DETAIL  
SCALE: 1/4"=1'-0"

NO.	REVISIONS/SUBMISSIONS	DATE
-----	-----------------------	------

*Lynn Guidry*  
ARCHITECT

411 ARCEAUX ROAD CARENCRO LOUISIANA 70520  
507.546.6645 email: lynn@lynguidryarchitect.com

CARENCRO  
CITY HALL  
EXPANSION  
2026



210 EAST ST. PETER STREET CARENCRO, LOUISIANA

Drawing Title

Designed LCG	Project No. 2024.006
Drawn BP	Scale AS NOTED
Checked LCG	Drawing No. S.100R
Reviewed	Date FEBRUARY 10, 2026
	50 OF 83



By	Revision	Date
RJH	ADDENDUM #4	5/14/26

This drawing SHALL NOT BE REPRODUCED FOR SHOP DRAWING SUBMITTALS. SUCH USE SHALL BE CAUSE FOR REJECTION OF SHOP DRAWINGS.

Randall J. Hebert & Associates, Inc.  
Consulting Civil / Structural Engineers  
105 Fanny St. Lafayette, LA 70508-4115  
Laf voice 337-261-1976 Fax 337-261-1977  
e-mail: randall@rjhebertassoc.com



FOUNDATION PLAN

Design RJH
Drawn KHG
Check RJH
Scale AS SHOWN
Date 2/10/26



1 FOUNDATION PLAN  
SCALE: 1/4"=1'-0"